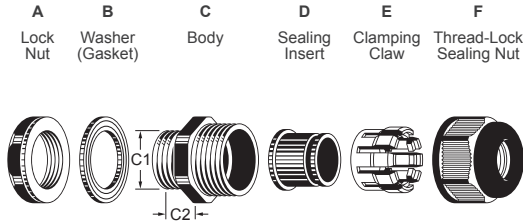


210-2010

Metric Cable Glands (A-Type / Short Connection Thread)

PATENTED

Metric



- Thread Type : Metric, according to EN 60423.
- Material Data : Halogen-free Nylon PA 66 (Flammability UL 94V-2) for A.C.E.F parts. (Contact us for Flammability V0 material)
Standard in weather-resistant EPDM rubbers for B.D parts. (NBR rubber is optional for oil-resistance applications)
Our black cable glands are suitable for outdoor use have been subjected to UV light exposure and water immersion same as UL746C (f1) rating. UV (Irradiance 340 nm) exposure is performed by using a xenon-arc weatherometer for 1000 hours and intermittent exposure to water spray.
- IP Protection : IP68 - 5 bar.
- Working Temp. : - 40 °C to 105 °C (- 40 °F to 221 °F). Short-Term to 160 °C (320 °F).
- Application : The refined polyamide cable gland with AVC's special A-type clamping design provides strong strain relief & watertight performance over the entire cable range from their widest variety of sizes. Besides, AVC UL-certified cable glands have the outstanding weather resistance and durability in outdoor / indoor cable entry applications suitably used for electrical/electronics technologies and any kind of equipment.
- * Contact us for designing & ordering different sealing hole patterns with varying diameters. (Sealing Inserts are not sold separately)
- * AVC sealing inserts are available in split versions for mounting wires with pre-assembled terminals or connectors. (Minimum order quantity is required)
- * The Washer (Gasket) and Lock Nut are all included in each cable gland, this saves additional ordering work and storage locations.

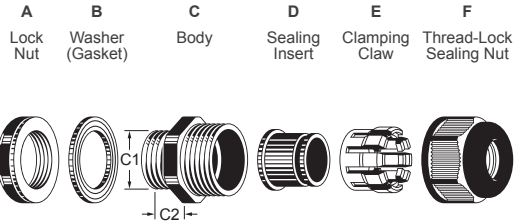
Seal Holes	Thread	Cat. No.			Cable Range mmφ	Thread O. D. C1 mm	Panel Mounting Hole mm	Thread Length C2 mm	Spanner Size A / F mm	Std. Pkg. pcs		
		Sizes	Black RAL 9005	Light Grey RAL 7035							Silver Grey RAL 7001	
A TYPE	Short Thread	M16 X 1.5	MG16AS - 03	B	G	SG	3.1 ~ 2	16	16 ~ 16.3	10	22 / 19	50
			MG16AS - 05	B	G	SG	5.3 ~ 3	16	16 ~ 16.3	10	22 / 19	50
			MG16AL - 06 - ST	B	G	SG	6.6 ~ 4	16	16 ~ 16.3	10	22 / 27	50
			MG16AS - 08	B	G	SG	7.8 ~ 4.5	16	16 ~ 16.3	10	22 / 19	50
			MG16A - 10 - ST	B	G	SG	10 ~ 6	16	16 ~ 16.3	10	22 / 22	50
			MG16AL - 11 - ST	B	G	SG	11 ~ 7	16	16 ~ 16.3	10	22 / 27	50
		M20 X 1.5	MG20AS - 06	B	G	SG	7 ~ 4	20	20 ~ 20.3	10	24 / 22	50
			MG20A - 06 - ST	B	G	SG	6.6 ~ 4	20	20 ~ 20.3	10	27 / 27	50
			MG20AL - 06 - ST	B	G	SG	6.6 ~ 5	20	20 ~ 20.3	10	27 / 33	50
			MG20AS - 10	B	G	SG	10 ~ 6	20	20 ~ 20.3	10	24 / 22	50
			MG20A - 10 - ST	B	G	SG	11 ~ 7	20	20 ~ 20.3	10	27 / 27	50
			MG20AL - 10 - ST	B	G	SG	10.5 ~ 6	20	20 ~ 20.3	10	27 / 33	50
	MG20A - 14 - ST		B	G	SG	14 ~ 9	20	20 ~ 20.3	10	27 / 27	50	
	MG20AL - 14 - ST		B	G	SG	14.7 ~ 9	20	20 ~ 20.3	10	27 / 33	50	
	MG20AL - 15 - ST		B	G	SG	14.7 ~ 11	20	20 ~ 20.3	10	27 / 33	50	
	MG25AS - 06		B	G	SG	6.6 ~ 4	25	25 ~ 25.4	12	33 / 27	50	
	MG25A - 06 - ST		B	G	SG	6.6 ~ 5	25	25 ~ 25.4	10	33 / 33	50	
	MG25AL - 06 - ST		B	G	SG	6.5 ~ 4.8	25	25 ~ 25.4	10	33 / 39	50	
	M25 X 1.5	MG25AS - 10	B	G	SG	11 ~ 7	25	25 ~ 25.4	12	33 / 27	50	
		MG25A - 10 - ST	B	G	SG	10.5 ~ 6	25	25 ~ 25.4	10	33 / 33	50	
		MG25AL - 10 - ST	B	G	SG	10.4 ~ 7.5	25	25 ~ 25.4	10	33 / 39	50	
		MG25AS - 14	B	G	SG	14 ~ 9	25	25 ~ 25.4	12	33 / 27	50	
		MG25A - 14 - ST	B	G	SG	14.7 ~ 9	25	25 ~ 25.4	10	33 / 33	50	
		MG25AL - 14 - ST	B	G	SG	14.7 ~ 10.5	25	25 ~ 25.4	10	33 / 39	50	
		MG25A - 16 - ST	B	G	SG	16 ~ 12	25	25 ~ 25.4	10	33 / 33	50	
		MG25AL - 16 - ST	B	G	SG	16 ~ 12	25	25 ~ 25.4	10	33 / 39	50	
		MG25A - 18 - ST	B	G	SG	18 ~ 14	25	25 ~ 25.4	10	33 / 33	50	
		MG25AL - 19 - ST	B	G	SG	19 ~ 14.5	25	25 ~ 25.4	10	33 / 39	50	
		M32 X 1.5	MG32AS - 06	B	G	SG	6.6 ~ 5	32	32 ~ 32.4	12	41 / 33	10
			MG32A - 06 - ST	B	G	SG	6.8 ~ 5	32	32 ~ 32.4	11	41 / 42	10
	MG32AS - 10		B	G	SG	10.5 ~ 6	32	32 ~ 32.4	12	41 / 33	10	
	MG32AS - 14		B	G	SG	14.7 ~ 9	32	32 ~ 32.4	12	41 / 33	10	
	MG32AS - 16		B	G	SG	16 ~ 12	32	32 ~ 32.4	12	41 / 33	10	
	MG32AS - 18		B	G	SG	18 ~ 14	32	32 ~ 32.4	12	41 / 33	10	
	MG32A - 22 - ST		B	G	SG	22 ~ 16	32	32 ~ 32.4	11	41 / 42	10	
	MG32A - 25 - ST		B	G	SG	25 ~ 18	32	32 ~ 32.4	11	41 / 42	10	
	MG32AL - 26 - ST		B	G	SG	26.3 ~ 21.5	32	32 ~ 32.4	10	41 / 45	10	
	M40 X 1.5		MG40A - 25 - ST	B	G	SG	25 ~ 21	40	40 ~ 40.4	12	50 / 52	10
			MG40A - 30 - ST	B	G	SG	30 ~ 24	40	40 ~ 40.4	12	50 / 52	10
			M50 X 1.5	MG50A - 32 - ST	B	G	SG	32 ~ 26	50	50 ~ 50.4	15	62 / 62
		MG50A - 39 - ST		B	G	SG	41 ~ 31	50	50 ~ 50.4	15	62 / 62	10
		M63 X 1.5	MG63A - 46 - ST	B	G	SG	46 ~ 40	63	63 ~ 63.4	15	75 / 78	10
			MG63A - 49 - ST	B	G	SG	51 ~ 44	63	63 ~ 63.4	15	75 / 78	10

210-2010

Metric Cable Glands (A-Type / Long Connection Thread)

PATENTED

Metric



- Thread Type : Metric, according to EN 60423.
- Material Data : Halogen-free Nylon PA 66 (Flammability UL 94V-2) for A.C.E.F parts. (Contact us for Flammability V0 material)
Standard in weather-resistant EPDM rubbers for B.D parts. (NBR rubber is optional for oil-resistance applications)
Our black cable glands are suitable for outdoor use have been subjected to UV light exposure and water immersion same as UL746C (f1) rating. UV (Irradiance 340 nm) exposure is performed by using a xenon-arc weatherometer for 1000 hours and intermittent exposure to water spray.
- IP Protection : IP68 - 5 bar.
- Working Temp. : - 40 °C to 105 °C (- 40 °F to 221 °F). Short-Term to 160 °C (320 °F).
- Application : The refined polyamide cable gland with AVC's special A-type clamping design provides strong strain relief & watertight performance over the entire cable range (2 mm - 77 mm) from their widest variety of sizes. Besides, AVC UL-certified cable glands have the outstanding weather resistance and durability in outdoor / indoor cable entry applications suitably used for electrical/electronics technologies and any kind of equipment.
- Contact us for designing & ordering different sealing hole patterns with varying diameters. (Sealing Inserts are not sold separately)
- AVC sealing inserts are available in split versions for mounting wires with pre-assembled terminals or connectors. (Minimum order quantity is required)
- The Washer (Gasket) and Lock Nut are all included in each cable gland, this saves additional ordering work and storage locations.

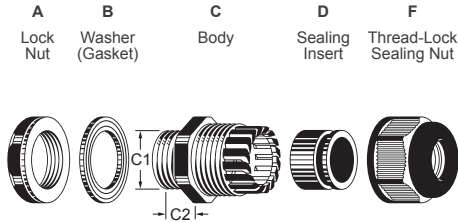
Seal Holes	Thread	Cat. No.				Cable Range mmφ	Thread O. D. C1 mm	Panel Mounting Hole mm	Thread Length C2 mm	Spanner Size A / F mm	Std. Pkg. pcs	
		Sizes	Black RAL 9005	Light Grey RAL 7035	Silver Grey RAL 7001							
A TYPE	M12 X 1.5	MG12A - 03	B	G	SG	3.1 ~ 2	12	12 ~ 12.3	9	18 / 19	50	
		MG12A - 05	B	G	SG	5.3 ~ 3	12	12 ~ 12.3	9	18 / 19	50	
		MG12A - 08	B	G	SG	7.8 ~ 4.5	12	12 ~ 12.3	9	18 / 19	50	
		MG16A - 06	B	G	SG	7 ~ 4	16	16 ~ 16.3	15	22 / 22	50	
		M16 X 1.5	MG16AL - 06	B	G	SG	6.6 ~ 4	16	16 ~ 16.3	15	22 / 27	50
			MG16A - 10	B	G	SG	10 ~ 6	16	16 ~ 16.3	15	22 / 22	50
	MG16AL - 11		B	G	SG	11 ~ 7	16	16 ~ 16.3	15	22 / 27	50	
	M20 X 1.5	MG20A - 06	B	G	SG	6.6 ~ 4	20	20 ~ 20.3	15	27 / 27	50	
		MG20AL - 06	B	G	SG	6.6 ~ 5	20	20 ~ 20.3	15	27 / 33	50	
		MG20AM - 08	B	G	SG	8.8 ~ 5	20	20 ~ 20.3	15	24 / 24	50	
		MG20A - 10	B	G	SG	11 ~ 7	20	20 ~ 20.3	15	27 / 27	50	
		MG20AL - 10	B	G	SG	10.5 ~ 6	20	20 ~ 20.3	15	27 / 33	50	
		MG20AM - 11	B	G	SG	12 ~ 7	20	20 ~ 20.3	15	24 / 24	50	
		MG20A - 14	B	G	SG	14 ~ 9	20	20 ~ 20.3	15	27 / 27	50	
		MG20AL - 14	B	G	SG	14.7 ~ 9	20	20 ~ 20.3	15	27 / 33	50	
		MG20AL - 15	B	G	SG	14.7 ~ 11	20	20 ~ 20.3	15	27 / 33	50	
		M25 X 1.5	MG25A - 06	B	G	SG	6.6 ~ 5	25	25 ~ 25.4	15	33 / 33	50
	MG25AL - 06		B	G	SG	6.5 ~ 4.8	25	25 ~ 25.4	15	33 / 39	50	
	MG25A - 10		B	G	SG	10.5 ~ 6	25	25 ~ 25.4	15	33 / 33	50	
	MG25AL - 10		B	G	SG	10.4 ~ 7.5	25	25 ~ 25.4	15	33 / 39	50	
	MG25A - 14		B	G	SG	14.7 ~ 9	25	25 ~ 25.4	15	33 / 33	50	
	MG25AL - 14		B	G	SG	14.7 ~ 10.5	25	25 ~ 25.4	15	33 / 39	50	
	MG25A - 16		B	G	SG	16 ~ 12	25	25 ~ 25.4	15	33 / 33	50	
	MG25AL - 16		B	G	SG	16 ~ 12	25	25 ~ 25.4	15	33 / 39	50	
	MG25A - 18		B	G	SG	18 ~ 14	25	25 ~ 25.4	15	33 / 33	50	
	MG25AL - 19		B	G	SG	19 ~ 14.5	25	25 ~ 25.4	15	33 / 39	50	
	M32 X 1.5	MG32A - 06	B	G	SG	6.8 ~ 5	32	32 ~ 32.4	15	41 / 42	10	
		MG32A - 22	B	G	SG	22 ~ 16	32	32 ~ 32.4	15	41 / 42	10	
		MG32A - 25	B	G	SG	25 ~ 18	32	32 ~ 32.4	15	41 / 42	10	
	M40 X 1.5	MG32AL - 26	B	G	SG	26.3 ~ 21.5	32	32 ~ 32.4	15	41 / 45	10	
MG40A - 25		B	G	SG	25 ~ 21	40	40 ~ 40.4	20	50 / 52	10		
M50 X 1.5	MG40A - 30	B	G	SG	30 ~ 24	40	40 ~ 40.4	20	50 / 52	10		
	MG50A - 32	B	G	SG	32 ~ 26	50	50 ~ 50.4	22	62 / 62	10		
M63 X 1.5	MG50A - 39	B	G	SG	41 ~ 31	50	50 ~ 50.4	22	62 / 62	10		
	MG63A - 46	B	G	SG	46 ~ 40	63	63 ~ 63.4	25	75 / 78	10		
M75 X 2	MG63A - 49	B	G	SG	51 ~ 44	63	63 ~ 63.4	25	75 / 78	10		
	MG75A - 56	B	G	SG	56 ~ 50	75	75 ~ 75.6	25	92 / 92	2		
M90 X 2	MG75A - 66	B	G	SG	66 ~ 56	75	75 ~ 75.6	25	92 / 92	2		
	MG90A - 68	B	G	SG	68 ~ 58	90	90 ~ 91	25	110 / 110	2		
		MG90A - 77	B	G	SG	77 ~ 66	90	90 ~ 91	25	110 / 110	2	

210-2010

Metric Cable Glands (B-Type / Short Connection Thread)

PATENTED

Metric



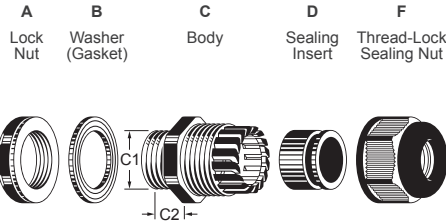
- Thread Type : Metric, according to EN 60423.
- Material Data : Halogen-free Nylon PA 66 (Flammability UL 94V-2) for A.C.F parts. (Contact us for Flammability V0 material)
Weather-resistant EPDM rubbers for B.D parts. (NBR rubber is optional for oil-resistance applications)
Our black cable glands are suitable for outdoor use have been subjected to UV light exposure and water immersion same as UL746C (f1) rating. UV (Irradiance 340 nm) exposure is performed by using a xenon-arc weatherometer for 1000 hours and intermittent exposure to water spray.
- IP Protection : IP68 - 5 bar.
- Working Temp. : - 40 °C to 105 °C (- 40 °F to 221 °F). Short-Term to 160 °C (320 °F).
- Application : The refined polyamide cable gland with AVC's special B-type clamping & sealing design has been proven its worth over the years providing strong strain relief & watertight performance over an entire cable range from their widest variety of body sizes & sealing inserts. Besides, AVC UL-certified cable glands have outstanding weather resistance and durability in outdoor / indoor cable entry applications which are suitably used for electrical and electronics technologies, machines, telecommunications, wireless networking ODU's, power supplies, switches, junction boxes, solar PV modules, inverters, lightings, displays, traffics, signals, surveillance cameras, measurings, sensors, plant engineering's, installations and any kind of equipment.
- * Contact us for designing & ordering different sealing hole patterns with varying diameters. (Sealing Inserts are not sold separately)
- * AVC sealing inserts are available in split versions for mounting wires with pre-assembled terminals or connectors. (Minimum order quantity is required)
- * The Washer (Gasket) and Lock Nut are all included in each cable gland, this saves additional ordering work and storage locations.

Seal Holes	Thread	Cat. No.			Cable Range mmφ	Thread O. D. C1 mm	Panel Mounting Hole mm	Thread Length C2 mm	Spanner Size A / F mm	Std. Pkg. pcs	
		Sizes	Black RAL 9005	Light Grey RAL 7035							Silver Grey RAL 7001
B TYPE	M12 X 1.5	MGB12 - 05 - ST	B	G	SG	5.5 ~ 3	12	12 ~ 12.3	8.5	18 / 15	50
		MGB12 - 07 - ST	B	G	SG	6.8 ~ 4	12	12 ~ 12.3	8.5	18 / 15	50
	M16 X 1.5	MGB16M- 07 - ST	B	G	SG	6.7 ~ 3.5	16	16 ~ 16.3	8.8	22 / 19	50
		MGB16 - 07 - ST	B	G	SG	7 ~ 4	16	16 ~ 16.3	10	22 / 22	50
		MGB16M- 10 - ST	B	G	SG	10 ~ 6.6	16	16 ~ 16.3	8.8	22 / 19	50
	M20 X 1.5	MGB16 - 10 - ST	B	G	SG	11 ~ 6	16	16 ~ 16.3	10	22 / 22	50
		MGB20M- 08 - ST	B	G	SG	9 ~ 4.5	20	20 ~ 20.3	9.5	24 / 24	50
		MGB20 - 10 - ST	B	G	SG	11.2 ~ 5.5	20	20 ~ 20.3	10	27 / 27	50
		MGB20M- 12 - ST	B	G	SG	12.5 ~ 6.5	20	20 ~ 20.3	9.5	24 / 24	50
	M25 X 1.5	MGB20 - 14 - ST	B	G	SG	14.1 ~ 8	20	20 ~ 20.3	10	27 / 27	50
		MGB25 - 16 - ST	B	G	SG	16.2 ~ 10.5	25	25 ~ 25.4	10	33 / 33	50
	M32 X 1.5	MGB25 - 18 - ST	B	G	SG	18.5 ~ 13	25	25 ~ 25.4	10	33 / 33	50
		MGB32 - 22 - ST	B	G	SG	22 ~ 16	32	32 ~ 32.4	10	41 / 42	10
			MGB32 - 25 - ST	B	G	SG	25 ~ 18	32	32 ~ 32.4	10	41 / 42

210-2010 Metric Cable Glands (B-Type / Long Connection Thread)

PATENTED

Metric



- Thread Type : Metric, according to EN 60423.
- Material Data : Halogen-free Nylon PA 66 (Flammability UL 94V-2) for A.C.F parts. (Contact us for Flammability V0 material)
Weather-resistant EPDM rubbers for B.D parts. (NBR rubber is optional for oil-resistance applications)
Our black cable glands are suitable for outdoor use have been subjected to UV light exposure and water immersion same as UL746C (f1) rating. UV (Irradiance 340 nm) exposure is performed by using a xenon-arc weatherometer for 1000 hours and intermittent exposure to water spray.
- IP Protection : IP68 - 5 bar.
- Working Temp. : - 40 °C to 105 °C (- 40 °F to 221 °F). Short-Term to 160 °C (320 °F).
- Application : The refined polyamide cable gland with AVC's special B-type clamping & sealing design has been proven its worth over the years providing strong strain relief & watertight performance over an entire cable range from their widest variety of body sizes & sealing inserts. Besides, AVC UL-certified cable glands have outstanding weather resistance and durability in outdoor / indoor cable entry applications which are suitably used for electrical and electronics technologies, machines, telecommunications, wireless networking ODUs, power supplies, switches, junction boxes, solar PV modules, inverters, lightings, displays, traffics, signals, surveillance cameras, measurings, sensors, plant engineerings, installations and any kind of equipment.
- Contact us for designing & ordering different sealing hole patterns with varying diameters. (Sealing Inserts are not sold separately)
- AVC sealing inserts are available in split versions for mounting wires with pre-assembled terminals or connectors. (Minimum order quantity is required)
- The Washer (Gasket) and Lock Nut are all included in each cable gland, this saves additional ordering work and storage locations.

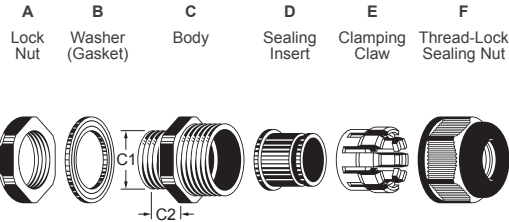
Seal Holes	Thread	Cat. No.				Cable Range mmφ	Thread O. D. C1 mm	Panel Mounting Hole mm	Thread Length C2 mm	Spanner Size A / F mm	Std. Pkg. pcs
		Sizes	Black RAL 9005	Light Grey RAL 7035	Silver Grey RAL 7001						
B TYPE	M12 X 1.5	MGB12L - 03	B	G	SG	3.1 ~ 2	12	12 ~ 12.3	15	18 / 19	50
		MGB12L - 05	B	G	SG	5.5 ~ 3	12	12 ~ 12.3	15	18 / 19	50
	M16 X 1.5	MGB12L - 08	B	G	SG	8.2 ~ 4.5	12	12 ~ 12.3	15	18 / 19	50
		MGB16 - 07	B	G	SG	7 ~ 4	16	16 ~ 16.3	15	22 / 22	50
	M20 X 1.5	MGB16 - 10	B	G	SG	11 ~ 6	16	16 ~ 16.3	15	22 / 22	50
		MGB20M - 08	B	G	SG	9 ~ 4.5	20	20 ~ 20.3	15	24 / 24	50
	M25 X 1.5	MGB20 - 10	B	G	SG	11.2 ~ 5.5	20	20 ~ 20.3	15	27 / 27	50
		MGB20M - 12	B	G	SG	12.5 ~ 6.5	20	20 ~ 20.3	15	24 / 24	50
	M32 X 1.5	MGB20M - 13	B	G	SG	13 ~ 6.5	20	20 ~ 20.3	15	24 / 24	50
		MGB20 - 14	B	G	SG	14.1 ~ 8	20	20 ~ 20.3	15	27 / 27	50
	M40 X 1.5	MGB25 - 16	B	G	SG	16.2 ~ 10.5	25	25 ~ 25.4	15	33 / 33	50
		MGB25 - 18	B	G	SG	18.5 ~ 13	25	25 ~ 25.4	15	33 / 33	50
	M50 X 1.5	MGB32 - 22	B	G	SG	22 ~ 16	32	32 ~ 32.4	15	41 / 42	10
		MGB32 - 25	B	G	SG	25 ~ 18	32	32 ~ 32.4	15	41 / 42	10
	M63 X 1.5	MGB40 - 25	B	G	SG	26.5 ~ 21	40	40 ~ 40.4	15	50 / 52	10
		MGB40 - 30	B	G	SG	32 ~ 24	40	40 ~ 40.4	15	50 / 52	10
	M63 X 1.5	MGB50 - 32	B	G	SG	32 ~ 26	50	50 ~ 50.4	20	62 / 62	10
		MGB50 - 39	B	G	SG	41 ~ 31	50	50 ~ 50.4	20	62 / 62	10
M63 X 1.5	MGB63 - 46	B	G	SG	46 ~ 38	63	63 ~ 63.4	20	75 / 76	10	
	MGB63 - 49	B	G	SG	51 ~ 44	63	63 ~ 63.4	20	75 / 76	10	

210-2010

PG Cable Glands (A-Type)

PATENTED

PG



- Thread Type : PG, according to DIN 40430.
- Material Data : Halogen-free Nylon PA 66 (Flammability UL 94V-2) for A.C.E.F parts. (Contact us for Flammability V0 material)
Weather-resistant EPDM rubbers for B.D parts. (NBR rubber is optional for oil-resistance applications)
Our black cable glands are suitable for outdoor use have been subjected to UV light exposure and water immersion same as UL746C (f1) rating. UV (Irradiance 340 nm) exposure is performed by using a xenon-arc weatherometer for 1000 hours and intermittent exposure to water spray.
- IP Protection : IP68 - 5 bar.
- Working Temp. : - 40 °C to 105 °C (- 40 °F to 221 °F). Short-Term to 160 °C (320 °F).
- Application : The refined polyamide cable gland with AVC's special A-type clamping & sealing design has been proven its worth over the years providing strong strain relief & watertight performance over an entire cable range from their widest variety of body sizes & sealing inserts. Besides, AVC UL-certified cable glands have outstanding weather resistance and durability in outdoor / indoor cable entry applications which are suitably used for electrical and electronics technologies, machines, telecommunications, wireless networking ODUs, power supplies, switches, junction boxes, solar PV modules, inverters, lightings, displays, traffics, signals, surveillance cameras, measurings, sensors and any kind of equipment.
- * Contact us for designing & ordering different sealing hole patterns with varying diameters. (Sealing Inserts are not sold separately)
- * AVC sealing inserts are available in split versions for mounting wires with pre-assembled terminals or connectors. (Minimum order quantity is required)
- * The Washer (Gasket) and Lock Nut are all included in each cable gland, this saves additional ordering work and storage locations.

Seal Holes	Thread	Cat. No.			Cable Range mmφ	Thread O. D. C1 mm	Panel Mounting Hole mm	Thread Length C2 mm	Spanner Size A / F mm	Std. Pkg. pcs	
		Sizes	Black RAL 9005	Light Grey RAL 7035							Silver Grey RAL 7001
A TYPE	PG 7	PGA7 - 03	B	G	SG	3.1 ~ 2	12.5	12.5 ~ 12.8	8.5	17 / 19	50
		PGA7 - 05	B	G	SG	5.3 ~ 3	12.5	12.5 ~ 12.8	8.5	17 / 19	50
		PGA7 - 08	B	G	SG	7.8 ~ 4.5	12.5	12.5 ~ 12.8	8.5	17 / 19	50
	PG 9	PGA9 - 03	B	G	SG	3.1 ~ 2	15.2	15.2 ~ 15.5	9	22 / 19	50
		PGA9 - 05	B	G	SG	5.3 ~ 3	15.2	15.2 ~ 15.5	9	22 / 19	50
		PGA9 - 08	B	G	SG	7.8 ~ 4.5	15.2	15.2 ~ 15.5	9	22 / 19	50
	PG 11	PGA9L - 10	B	G	SG	10.2 ~ 6	15.2	15.2 ~ 15.5	10	22 / 22	50
		PGA11 - 06	B	G	SG	7 ~ 4	18.6	18.6 ~ 18.9	10	24 / 22	50
		PGA11 - 10	B	G	SG	10 ~ 6	18.6	18.6 ~ 18.9	10	24 / 22	50
	PG 13.5	PGA11L - 14	B	G	SG	14 ~ 9	18.6	18.6 ~ 18.9	10	24 / 27	50
		PGA13.5 - 08	B	G	SG	8.8 ~ 5	20.4	20.4 ~ 20.7	10	27 / 24	50
		PGA13.5L - 14	B	G	SG	14 ~ 9	20.4	20.4 ~ 20.7	10	27 / 24	50
	PG 16	PGA16 - 06	B	G	SG	6.6 ~ 4	22.5	22.5 ~ 22.8	11	30 / 27	50
		PGA16L - 06	B	G	SG	6.6 ~ 5	22.5	22.5 ~ 22.8	10	30 / 33	50
		PGA16 - 10	B	G	SG	11 ~ 7	22.5	22.5 ~ 22.8	11	30 / 27	50
		PGA16L - 10	B	G	SG	10.5 ~ 6	22.5	22.5 ~ 22.8	10	30 / 33	50
		PGA16 - 14	B	G	SG	14 ~ 9	22.5	22.5 ~ 22.8	11	30 / 27	50
		PGA16L - 14	B	G	SG	14.7 ~ 9	22.5	22.5 ~ 22.8	10	30 / 33	50
	PG 21	PGA16L - 16	B	G	SG	16 ~ 12	22.5	22.5 ~ 22.8	10	30 / 33	50
		PGA21 - 06	B	G	SG	6.6 ~ 5	28.3	28.3 ~ 28.7	12.5	36 / 33	50
		PGA21L - 06	B	G	SG	6.5 ~ 4.8	28.3	28.3 ~ 28.7	12	36 / 39	50
		PGA21 - 10	B	G	SG	10.5 ~ 6	28.3	28.3 ~ 28.7	12.5	36 / 33	50
		PGA21L - 10	B	G	SG	10.4 ~ 7.5	28.3	28.3 ~ 28.7	12	36 / 39	50
		PGA21 - 14	B	G	SG	14.7 ~ 9	28.3	28.3 ~ 28.7	12.5	36 / 33	50
		PGA21L - 14	B	G	SG	14.7 ~ 10.5	28.3	28.3 ~ 28.7	12	36 / 39	50
		PGA21 - 16	B	G	SG	16 ~ 12	28.3	28.3 ~ 28.7	12.5	36 / 33	50
	PG 29	PGA21L - 16	B	G	SG	16 ~ 12	28.3	28.3 ~ 28.7	12	36 / 39	50
		PGA21 - 18	B	G	SG	18 ~ 14	28.3	28.3 ~ 28.7	12.5	36 / 33	50
		PGA21L - 19	B	G	SG	19.5 ~ 14.5	28.3	28.3 ~ 28.7	12	36 / 39	50
		PGA29 - 06	B	G	SG	6.8 ~ 5	37	37 ~ 37.4	12	46 / 42	10
PGA29 - 22		B	G	SG	22 ~ 16	37	37 ~ 37.4	12	46 / 42	10	
PGA29 - 25		B	G	SG	25 ~ 18	37	37 ~ 37.4	12	46 / 42	10	
PGA29L - 27		B	G	SG	27 ~ 22	37	37 ~ 37.4	12	46 / 45	10	
PG 36	PGA36 - 25	B	G	SG	25 ~ 21	47	47 ~ 47.4	15	57 / 52	10	
	PGA36 - 30	B	G	SG	30 ~ 24	47	47 ~ 47.4	15	57 / 52	10	
PG 48	PGA48 - 46	B	G	SG	46 ~ 40	59.3	59.3 ~ 59.7	16	70 / 78	10	
	PGA48 - 49	B	G	SG	51 ~ 44	59.3	59.3 ~ 59.7	16	70 / 78	10	

210-2010 PG Cable Glands (B-Type)

PATENTED

PG



A Lock Nut B Washer (Gasket) C Body D Sealing Insert F Thread-Lock Sealing Nut



- Thread Type : PG, according to DIN 40430.
- Material Data : Halogen-free Nylon PA 66 (Flammability UL 94V-2) for A.C.F parts. (Contact us for Flammability V0 material)
Weather-resistant EPDM rubbers for B.D parts. (NBR rubber is optional for oil-resistance applications)
Our black cable glands are suitable for outdoor use have been subjected to UV light exposure and water immersion same as UL746C (f1) rating. UV (Irradiance 340 nm) exposure is performed by using a xenon-arc weatherometer for 1000 hours and intermittent exposure to water spray.
- IP Protection : IP68 - 5 bar.
- Working Temp. : - 40 °C to 105 °C (- 40 °F to 221 °F). Short-Term to 160 °C (320 °F).
- Application : The refined polyamide cable gland with AVC's special B-type clamping & sealing design has been proven its worth over the years providing strong strain relief & watertight performance over an entire cable range from their widest variety of body sizes & sealing inserts. Besides, AVC UL-certified cable glands have outstanding weather resistance and durability in outdoor / indoor cable entry applications which are suitably used for electrical and electronics technologies, machines, telecommunications, wireless networking ODU's, power supplies, switches, junction boxes, solar PV modules, inverters, lightings, displays, traffics, signals, surveillance cameras, measurings, sensors and any kind of equipment.
- * Contact us for designing & ordering different sealing hole patterns with varying diameters. (Sealing Inserts are not sold separately)
- * AVC sealing inserts are available in split versions for mounting wires with pre-assembled terminals or connectors. (Minimum order quantity is required)
- * The Washer (Gasket) and Lock Nut are all included in each cable gland, this saves additional ordering work and storage locations.

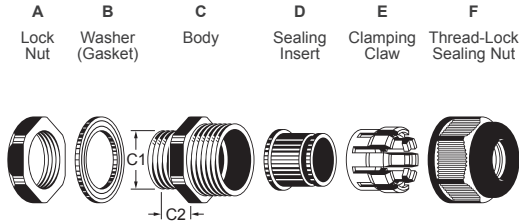
Seal Holes	Thread	Cat. No.				Cable Range mmφ	Thread O. D. C1 mm	Panel Mounting Hole mm	Thread Length C2 mm	Spanner Size A / F mm	Std. Pkg. pcs
		Sizes		Black RAL 9005	Light Grey RAL 7035						
B TYPE	PG 7	PGB7 - 05	B	G	SG	5.5 ~ 3	12.5	12.5 ~ 12.8	8	17 / 15	50
		PGB7 - 07	B	G	SG	6.8 ~ 4	12.5	12.5 ~ 12.8	8	17 / 15	50
	PG 9	PGB9 - 03	B	G	SG	3.1 ~ 2	15.2	15.2 ~ 15.5	8.5	22 / 19	50
		PGB9 - 05	B	G	SG	5.5 ~ 3	15.2	15.2 ~ 15.5	8.5	22 / 19	50
	PG 11	PGB11 - 07	B	G	SG	7 ~ 4	18.6	18.6 ~ 18.9	9	24 / 22	50
		PGB11 - 10	B	G	SG	11 ~ 6	18.6	18.6 ~ 18.9	9	24 / 22	50
	PG 13.5	PGB13.5 - 08	B	G	SG	9 ~ 4.5	20.4	20.4 ~ 20.7	10	27 / 24	50
		PGB13.5 - 12	B	G	SG	12.5 ~ 6.5	20.4	20.4 ~ 20.7	10	27 / 24	50
	PG 16	PGB16 - 10	B	G	SG	11.2 ~ 5.5	22.5	22.5 ~ 22.8	10	30 / 27	50
		PGB16 - 14	B	G	SG	14.1 ~ 8	22.5	22.5 ~ 22.8	10	30 / 27	50
	PG 21	PGB21 - 16	B	G	SG	16.2 ~ 10.5	28.3	28.3 ~ 28.7	12	36 / 33	50
		PGB21 - 18	B	G	SG	18.5 ~ 13	28.3	28.3 ~ 28.7	12	36 / 33	50
	PG 29	PGB29 - 22	B	G	SG	22 ~ 16	37	37 ~ 37.4	15	46 / 42	10
		PGB29 - 25	B	G	SG	25 ~ 18	37	37 ~ 37.4	15	46 / 42	10
	PG 36	PGB36 - 25	B	G	SG	26.5 ~ 21	47	47 ~ 47.4	15	57 / 52	10
PGB36 - 30		B	G	SG	32 ~ 24	47	47 ~ 47.4	15	57 / 52	10	
PG 42	PGB42 - 32	B	G	SG	32 ~ 26	54	54 ~ 54.4	15.5	64 / 62	10	
	PGB42 - 39	B	G	SG	41 ~ 31	54	54 ~ 54.4	15.5	64 / 62	10	
PG 48	PGB48 - 38	B	G	SG	38 ~ 30	59.3	59.3 ~ 59.7	15.5	70 / 65	10	
	PGB48 - 45	B	G	SG	45 ~ 35	59.3	59.3 ~ 59.7	15.5	70 / 65	10	

210-2010

PF Cable Glands (A-Type)

PATENTED

G (PF)



- Thread Type : G (PF), according to JIS B 0202.
- Material Data : Halogen-free Nylon PA 66 (Flammability UL 94V-2) for A.C.E.F parts. (Contact us for Flammability V0 material)
Weather-resistant EPDM rubbers for B.D parts. (NBR rubber is optional for oil-resistance applications)
Our black cable glands are suitable for outdoor use have been subjected to UV light exposure and water immersion same as UL746C (f1) rating. UV (Irradiance 340 nm) exposure is performed by using a xenon-arc weatherometer for 1000 hours and intermittent exposure to water spray.
- IP Protection : IP68 - 5 bar.
- Working Temp. : - 40 °C to 105 °C (- 40 °F to 221 °F). Short-Term to 160 °C (320 °F).
- Application : The refined polyamide cable gland with AVC's special A-type clamping & sealing design has been proven its worth over the years providing strong strain relief & watertight performance over an entire cable range (2 mm - 77 mm) from their widest variety of body sizes & sealing inserts. Besides, AVC UL-certified cable glands have outstanding weather resistance and durability in outdoor / indoor cable entry applications which are suitably used for electrical and electronics technologies, machines, wireless networking ODUs, solar PV modules and any kind of equipment.
- Contact us for designing & ordering different sealing hole patterns with varying diameters. (Sealing Inserts are not sold separately)
- AVC sealing inserts are available in split versions for mounting wires with pre-assembled terminals or connectors. (Minimum order quantity is required)
- The Washer (Gasket) and Lock Nut are all included in each cable gland, this saves additional ordering work and storage locations.

Seal Holes	Thread	Cat. No.			Cable Range mmφ	Thread O. D. C1 mm	Panel Mounting Hole mm	Thread Length C2 mm	Spanner Size A / F mm	Std. Pkg. pcs	
		Sizes	Black RAL 9005	Light Grey RAL 7035							Silver Grey RAL 7001
A TYPE 	1/4	FGA13 - 03	B	G	SG	3.1 ~ 2	13.157	13.2 ~ 13.4	9	19 / 19	50
		FGA13 - 05	B	G	SG	5.3 ~ 3	13.157	13.2 ~ 13.4	9	19 / 19	50
		FGA13 - 08	B	G	SG	7.8 ~ 4.5	13.157	13.2 ~ 13.4	9	19 / 19	50
	3/8	FGA17 - 06	B	G	SG	7 ~ 4	16.662	16.7 ~ 16.9	10	22 / 22	50
		FGA17 - 10	B	G	SG	10 ~ 6	16.662	16.7 ~ 16.9	10	22 / 22	50
		FGA21S - 06	B	G	SG	7 ~ 4	20.955	21 ~ 21.2	10	27 / 22	50
	1/2	FGA21L - 06	B	G	SG	6.6 ~ 4	20.955	21 ~ 21.2	10	27 / 27	50
		FGA21LL - 06	B	G	SG	6.6 ~ 5	20.955	21 ~ 21.2	10	30 / 33	50
		FGA21M - 08	B	G	SG	8.8 ~ 5	20.955	21 ~ 21.2	10	27 / 24	50
		FGA21S - 10	B	G	SG	10 ~ 6	20.955	21 ~ 21.2	10	27 / 22	50
		FGA21L - 10	B	G	SG	11 ~ 7	20.955	21 ~ 21.2	10	27 / 27	50
		FGA21LL - 10	B	G	SG	10.5 ~ 6	20.955	21 ~ 21.2	10	30 / 33	50
		FGA21M - 11	B	G	SG	12 ~ 7	20.955	21 ~ 21.2	10	27 / 24	50
		FGA21L - 14	B	G	SG	14 ~ 9	20.955	21 ~ 21.2	10	27 / 27	50
		FGA21LL - 14	B	G	SG	14.7 ~ 9	20.955	21 ~ 21.2	10	30 / 33	50
		FGA21LL - 15	B	G	SG	15 ~ 11	20.955	21 ~ 21.2	10	30 / 33	50
		FGA26S - 06	B	G	SG	6.6 ~ 4	26.441	26.5 ~ 26.8	12	33 / 27	50
		3/4	FGA26 - 06	B	G	SG	6.6 ~ 5	26.441	26.5 ~ 26.8	12.5	33 / 33
	FGA26L - 06		B	G	SG	6.5 ~ 4.8	26.441	26.5 ~ 26.8	15	33 / 39	50
	FGA26S - 10		B	G	SG	11 ~ 7	26.441	26.5 ~ 26.8	12	33 / 27	50
	FGA26 - 10		B	G	SG	10.5 ~ 6	26.441	26.5 ~ 26.8	12.5	33 / 33	50
	FGA26L - 10		B	G	SG	10.4 ~ 7.5	26.441	26.5 ~ 26.8	15	33 / 39	50
	FGA26S - 14		B	G	SG	14 ~ 9	26.441	26.5 ~ 26.8	12	33 / 27	50
	FGA26 - 14		B	G	SG	14.7 ~ 9	26.441	26.5 ~ 26.8	12.5	33 / 33	50
	FGA26L - 14		B	G	SG	14.7 ~ 10.5	26.441	26.5 ~ 26.8	15	33 / 39	50
	FGA26 - 16		B	G	SG	16 ~ 12	26.441	26.5 ~ 26.8	12.5	33 / 33	50
	FGA26L - 16		B	G	SG	16 ~ 12	26.441	26.5 ~ 26.8	15	33 / 39	50
	FGA26 - 18		B	G	SG	18 ~ 14	26.441	26.5 ~ 26.8	12.5	33 / 33	50
	1		FGA26L - 19	B	G	SG	19.5 ~ 14.5	26.441	26.5 ~ 26.8	15	33 / 39
		FGA33S - 06	B	G	SG	6.6 ~ 5	33.249	33.3 ~ 33.6	12	42 / 33	10
		FGA33 - 06	B	G	SG	6.8 ~ 5	33.249	33.3 ~ 33.6	15	42 / 42	10
		FGA33S - 10	B	G	SG	10.5 ~ 6	33.249	33.3 ~ 33.6	12	42 / 33	10
		FGA33S - 14	B	G	SG	14.7 ~ 9	33.249	33.3 ~ 33.6	12	42 / 33	10
		FGA33S - 16	B	G	SG	16 ~ 12	33.249	33.3 ~ 33.6	12	42 / 33	10
		FGA33S - 18	B	G	SG	18 ~ 14	33.249	33.3 ~ 33.6	12	42 / 33	10
		FGA33 - 22	B	G	SG	22 ~ 16	33.249	33.3 ~ 33.6	15	42 / 42	10
FGA33 - 25		B	G	SG	25 ~ 18	33.249	33.3 ~ 33.6	15	42 / 42	10	
FGA33L - 27		B	G	SG	27 ~ 22	33.249	33.3 ~ 33.6	15	42 / 45	10	
1 1/4		FGA42 - 25	B	G	SG	25 ~ 21	41.91	42 ~ 42.3	15	53 / 52	10
		FGA42 - 30	B	G	SG	30 ~ 24	41.91	42 ~ 42.3	15	53 / 52	10
	FGA48 - 32	B	G	SG	32 ~ 26	47.803	48 ~ 48.4	20	57 / 62	10	
1 1/2	FGA48 - 39	B	G	SG	41 ~ 31	47.803	48 ~ 48.4	20	57 / 62	10	
	FGA60 - 46	B	G	SG	46 ~ 40	59.614	60 ~ 60.4	20	70 / 76	10	
2	FGA60 - 49	B	G	SG	51 ~ 44	59.614	60 ~ 60.4	20	70 / 76	10	
	FGA88 - 68	B	G	SG	68 ~ 58	87.884	88 ~ 89	25	110 / 110	2	
3	FGA88 - 77	B	G	SG	77 ~ 66	87.884	88 ~ 89	25	110 / 110	2	

210-2010

PF Cable Glands (B-Type)

PATENTED

G (PF)



A Lock Nut
B Washer (Gasket)
C Body
D Sealing Insert
F Thread-Lock Sealing Nut



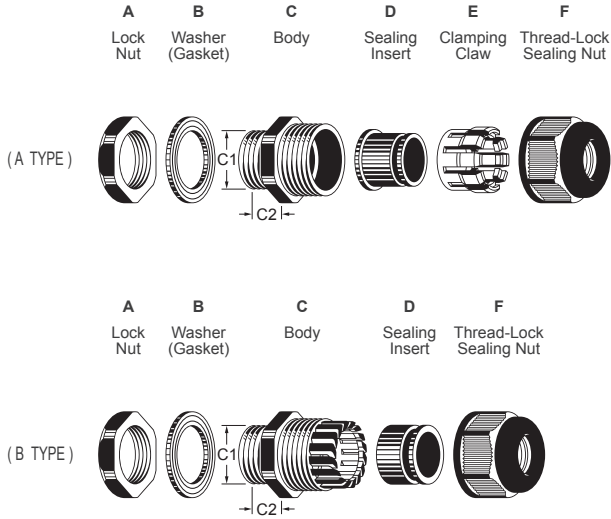
- Thread Type : G (PF), according to JIS B 0202.
- Material Data : Halogen-free Nylon PA 66 (Flammability UL 94V-2) for A.C.F parts. (Contact us for Flammability V0 material)
Weather-resistant EPDM rubbers for B.D parts. (NBR rubber is optional for oil-resistance applications)
Our black cable glands are suitable for outdoor use have been subjected to UV light exposure and water immersion same as UL746C (f1) rating. UV (Irradiance 340 nm) exposure is performed by using a xenon-arc weatherometer for 1000 hours and intermittent exposure to water spray.
- IP Protection : IP68 - 5 bar.
- Working Temp. : - 40 °C to 105 °C (- 40 °F to 221 °F). Short-Term to 160 °C (320 °F).
- Application : The refined polyamide cable gland with AVC's special B-type clamping & sealing design has been proven its worth over the years providing strong strain relief & watertight performance over an entire cable range from their widest variety of body sizes & sealing inserts. Besides, AVC UL-certified cable glands have outstanding weather resistance and durability in outdoor / indoor cable entry applications which are suitably used for electrical and electronics technologies, machines, wireless networking ODU's, solar PV modules and any kind of equipment.
- * Contact us for designing & ordering different sealing hole patterns with varying diameters. (Sealing Inserts are not sold separately)
- * AVC sealing inserts are available in split versions for mounting wires with pre-assembled terminals or connectors. (Minimum order quantity is required)
- * The Washer (Gasket) and Lock Nut are all included in each cable gland, this saves additional ordering work and storage locations.

Seal Holes	Thread	Cat. No.			Cable Range mmφ	Thread O. D. C1 mm	Panel Mounting Hole mm	Thread Length C2 mm	Spanner Size A / F mm	Std. Pkg. pcs	
		Sizes	Black RAL 9005	Light Grey RAL 7035							Silver Grey RAL 7001
B TYPE	1/4	FGB13 - 05	B	G	SG	5.5 ~ 3	13.157	13.2 ~ 13.4	8	19 / 15	50
		FGB13 - 07	B	G	SG	6.8 ~ 4	13.157	13.2 ~ 13.4	8	19 / 15	50
	3/8	FGB17 - 07	B	G	SG	7 ~ 4	16.662	16.7 ~ 16.9	10	22 / 22	50
		FGB17 - 10	B	G	SG	11 ~ 6	16.662	16.7 ~ 16.9	10	22 / 22	50
	1/2	FGB21S - 07	B	G	SG	7 ~ 4	20.955	21 ~ 21.2	10	27 / 22	50
		FGB21M - 08	B	G	SG	9 ~ 4.5	20.955	21 ~ 21.2	10	27 / 24	50
		FGB21S - 10	B	G	SG	11 ~ 6	20.955	21 ~ 21.2	10	27 / 22	50
		FGB21L - 10	B	G	SG	11.2 ~ 5.5	20.955	21 ~ 21.2	12	27 / 27	50
		FGB21M - 12	B	G	SG	12.5 ~ 6.5	20.955	21 ~ 21.2	10	27 / 24	50
		FGB21L - 14	B	G	SG	14.1 ~ 8	20.955	21 ~ 21.2	12	27 / 27	50
	3/4	FGB26 - 16	B	G	SG	16.2 ~ 10.5	26.441	26.5 ~ 26.8	12	33 / 33	50
		FGB26 - 18	B	G	SG	18.5 ~ 13	26.441	26.5 ~ 26.8	12	33 / 33	50
	1	FGB33 - 22	B	G	SG	22 ~ 16	33.249	33.3 ~ 33.6	13.5	42 / 42	10
		FGB33 - 25	B	G	SG	25 ~ 18	33.249	33.3 ~ 33.6	13.5	42 / 42	10
1 1/4	FGB42 - 25	B	G	SG	26.5 ~ 21	41.91	42 ~ 42.3	15	53 / 52	10	
	FGB42 - 30	B	G	SG	32 ~ 24	41.91	42 ~ 42.3	15	53 / 52	10	

210-2010 NPT Cable Glands (A&B-Type)

PATENTED

NPT



- Thread Type : NPT, according to ANSI B2.1.
- Material Data : Halogen-free Nylon PA 66 (Flammability UL 94V-2) for A.C.E.F parts. (Contact us for Flammability V0 material)
Weather-resistant EPDM rubbers for B.D parts. (NBR rubber is optional for oil-resistance applications)
Our black cable glands are suitable for outdoor use have been subjected to UV light exposure and water immersion same as UL746C (f1) rating. UV (Irradiance 340 nm) exposure is performed by using a xenon-arc weatherometer for 1000 hours and intermittent exposure to water spray.
- IP Protection : IP68 - 5 bar.
- Working Temp. : - 40 °C to 105 °C (- 40 °F to 221 °F). Short-Term to 160 °C (320 °F).
- Application : The refined polyamide cable gland with AVC's special A or B-type clamping & sealing design has been proven its worth over the years providing strong strain relief & watertight performance over an entire cable range from their wide variety of body sizes & sealing inserts. Besides, AVC UL-certified cable glands have outstanding weather resistance and durability in outdoor / indoor cable entry applications which are suitably used for electrical and electronics technologies, machines, telecommunications, wireless networking ODU's, power supplies, switches, junction boxes, solar PV modules, inverters, lightings, displays, traffics, signals, surveillance cameras, measurings, sensors, plant engineerings, installations and any kind of equipment.
- Contact us for designing & ordering different sealing hole patterns with varying diameters. (Sealing Inserts are not sold separately)
- AVC sealing inserts are available in split versions for mounting wires with pre-assembled terminals or connectors. (Minimum order quantity is required)
- The Washer (Gasket) and Lock Nut are all included in each cable gland, this saves additional ordering work and storage locations.

Seal Holes	Thread	Cat. No.			Cable Range mmφ	Thread O. D. C1 mm	Panel Mounting Hole mm	Thread Length C2 mm	Spanner Size F mm	Std. Pkg. pcs	
		Sizes	Black RAL 9005	Light Grey RAL 7035							Silver Grey RAL 7001
A TYPE	NPT 3/8	NPA17 - 06	B	G	SG	7 ~ 4	17.055	17.2 ~ 17.4	13	22 / 22	50
		NPA17 - 10	B	G	SG	10 ~ 6	17.055	17.2 ~ 17.4	13	22 / 22	50
	NPT 1/2	NPA21 - 06	B	G	SG	6.6 ~ 4	21.223	21.4 ~ 21.7	13	27 / 27	50
		NPA21 - 10	B	G	SG	11 ~ 7	21.223	21.4 ~ 21.7	13	27 / 27	50
	NPT 3/4	NPA21 - 14	B	G	SG	14 ~ 9	21.223	21.4 ~ 21.7	13	27 / 27	50
		NPA26 - 06	B	G	SG	6.6 ~ 5	26.568	26.8 ~ 27.1	15	33 / 33	50
		NPA26 - 10	B	G	SG	10.5 ~ 6	26.568	26.8 ~ 27.1	15	33 / 33	50
		NPA26 - 14	B	G	SG	14.7 ~ 9	26.568	26.8 ~ 27.1	15	33 / 33	50
		NPA26 - 16	B	G	SG	16 ~ 12	26.568	26.8 ~ 27.1	15	33 / 33	50
		NPA26 - 18	B	G	SG	18 ~ 14	26.568	26.8 ~ 27.1	15	33 / 33	50
NPT 1	NPA33 - 06	B	G	SG	6.8 ~ 5	33.227	33.5 ~ 33.8	17	42 / 42	10	
	NPA33 - 22	B	G	SG	22 ~ 16	33.227	33.5 ~ 33.8	17	42 / 42	10	
	NPA33 - 25	B	G	SG	25 ~ 18	33.227	33.5 ~ 33.8	17	42 / 42	10	
B TYPE	NPT 3/8	NPB17 - 07	B	G	SG	7 ~ 4	17.055	17.2 ~ 17.4	15	22 / 22	50
		NPB17 - 10	B	G	SG	11 ~ 6	17.055	17.2 ~ 17.4	15	22 / 22	50
	NPT 1/2	NPB21 - 10	B	G	SG	11.2 ~ 5.5	21.223	21.4 ~ 21.7	15	27 / 27	50
		NPB21 - 14	B	G	SG	14.1 ~ 8	21.223	21.4 ~ 21.7	15	27 / 27	50
	NPT 3/4	NPB26 - 16	B	G	SG	16.2 ~ 10.5	26.568	26.8 ~ 27.1	15	33 / 33	50
		NPB26 - 18	B	G	SG	18.5 ~ 13	26.568	26.8 ~ 27.1	15	33 / 33	50
	NPT 1	NPB33 - 22	B	G	SG	22 ~ 16	33.227	33.5 ~ 33.8	17	42 / 42	10
		NPB33 - 25	B	G	SG	25 ~ 18	33.227	33.5 ~ 33.8	17	42 / 42	10
		NPB42 - 25	B	G	SG	26.5 ~ 21	41.984	42.3 ~ 42.7	17	53 / 52	10
	NPT 1 1/4	NPB42 - 30	B	G	SG	32 ~ 24	41.984	42.3 ~ 42.7	17	53 / 52	10